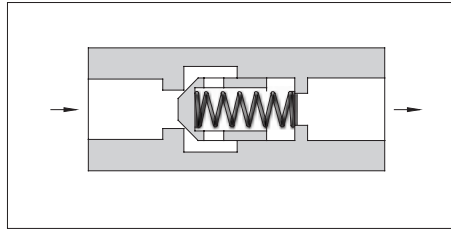


In-Line Check Valves

These valves allow free flow in one direction and prevent flow in the reverse direction. Cracking pressure specified is the pressure required to open the valve and allow free flow.



Graphic Symbol



Specifications

Model Numbers	Rated Flow* L/min (U.S.GPM)	Max. Operating Pres. MPa (PSI)	Cracking Pres. MPa (PSI)	Approx. Mass kg (lbs.)
CIT-02-* -50/5080/5090	16 (4.23)	25 (3630)	0.04 (6) 0.35 (50) 0.5 (70)	0.1 (.22)
CIT-03-* -50/5080/5090	30 (7.93)			0.3 (.66)
CIT-06-* -50/5080/5090	85 (22.5)			0.8 (1.8)
CIT-10-* -50/5080/5090	230 (60.8)			2.3 (5.1)

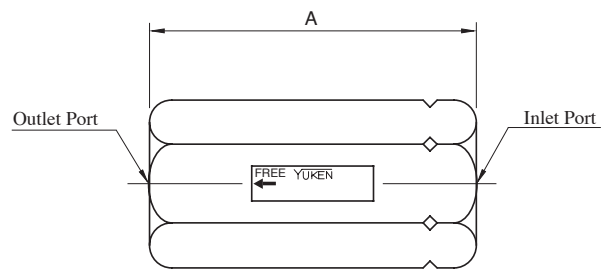
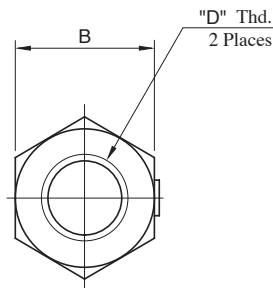
★ Rated flow is the approximate flow rate, when there is a free flow pressure drop of maximum 0.3 MPa (44 PSI), the fluid has a specific gravity of 0.85 and a kinematic viscosity of 20 mm²/s (98 SSU), and the cracking pressure is 0.04 MPa (6 PSI).

Model Number Designation

CI	T	-03	-04	-50	*
Series Number	Type of Connection	Valve Size	Cracking Pressure MPa (PSI)	Design Number	Design Standards
CI: In-Line Check Valve	T: Threaded Connection	02	04: 0.04 (6) 35: 0.35 (50) 50: 0.5 (70)	50	None: Japanese Std. "JIS" 80: European Design Std. 90: N. American Design Std.
		03		50	
		06		50	
		10		50	

Note: For In-Line Check Valves, standard type (for petroleum base oils) can be used phosphate ester type fluid.

CIT-02-* -50/5080/5090
CIT-03-* -50/5080/5090
CIT-06-* -50/5080/5090
CIT-10-* -50/5080/5090



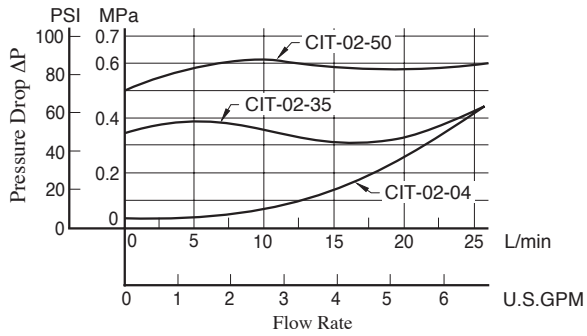
Model Numbers	mm (Inches)		"D" Thd.
	A	B	
CIT-02-* -50	58 (2.28)	19 (.75)	Rc 1/4
CIT-02-* -5080	65 (2.56)	22 (.87)	1/4 BSP.F
CIT-02-* -5090	58 (2.28)	19 (.75)	1/4 NPT
CIT-03-* -50	76 (2.99)	27 (1.06)	Rc 3/8
CIT-03-* -5080	83 (3.27)		3/8 BSP.F
CIT-03-* -5090	76 (2.99)		3/8 NPT
CIT-06-* -50	95 (3.74)	41 (1.61)	Rc 3/4
CIT-06-* -5080	102(4.02)		3/4 BSP.F
CIT-06-* -5090	95 (3.74)		3/4 NPT
CIT-10-* -50	133(5.24)	60 (2.36)	Rc 1-1/4
CIT-10-* -5080			1-1/4 BSP.F
CIT-10-* -5090			1-1/4 NPT

**DIMENSIONS IN
MILLIMETRES (INCHES)**

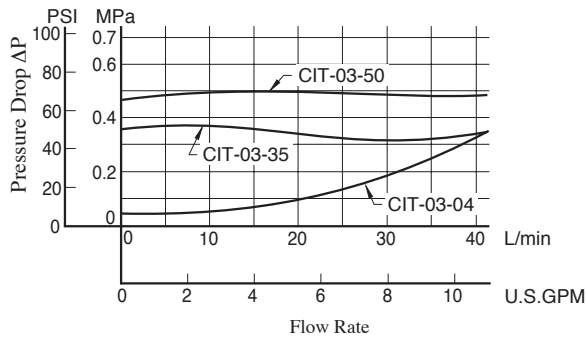
Pressure Drop

Hydraulic Fluid: Viscosity 30 mm²/s (141 SSU), Specific Gravity 0.850

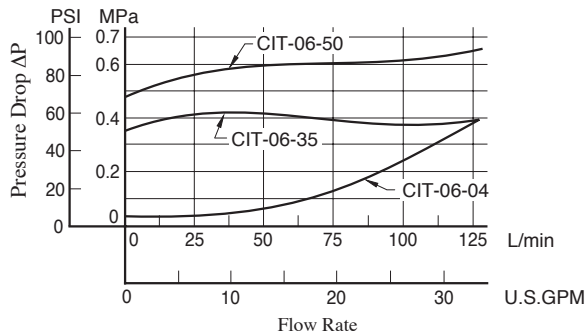
CIT-02



CIT-03



CIT-06



CIT-10

